

SCHOOL ZONE

Road Safety News


Term 3, 2020


How school parents & carers can help their community

In response to Covid-19, requests from State Government have created an expectation that parents/carers should drive each child directly to and from the school gate. This is unfortunately creating increased congestion issues within the school zones.

With the congestion issues, comes complaints from the surrounding residents and community.

Below are some ideas that schools could suggest to their parents and students that may assist in alleviating some of these traffic issues:

 Walk or cycle to school together while observing social distancing.

 Park and walk - suggest that parents and carers park (legally) several blocks from the school zone and either walk to meet their child or ask their child to walk to them to be picked up.



Model safe and considerate behaviour for your child - they will learn from you!

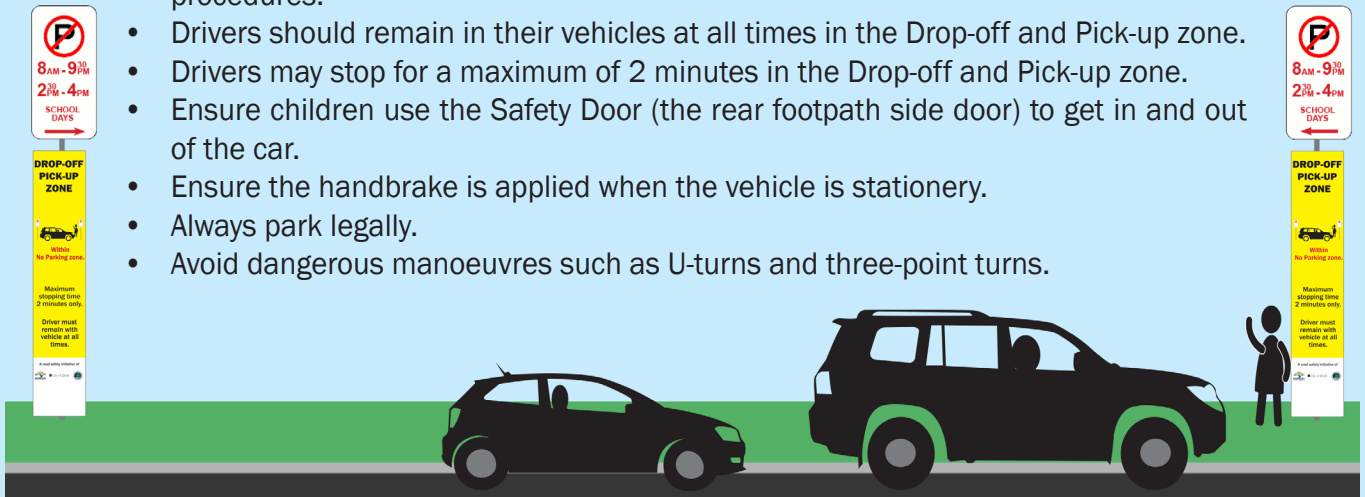
From the NSW Department of Education - road safety education team

The current COVID-19 situation has seen an increase in the number of parents and carers choosing to drive their children to and from school, placing enormous pressure on the local traffic environment. Many school communities are experiencing increased traffic congestion due to inappropriate use of school Drop-off and Pick-up zones, particularly with vehicles stopping for too long.

How can you help to keep our children safe?

Check out this list of safety tips for drivers using a school Drop-off and Pick-up zone.

- Always drop off or pick up your child from the designated zone and follow the school's procedures.
- Drivers should remain in their vehicles at all times in the Drop-off and Pick-up zone.
- Drivers may stop for a maximum of 2 minutes in the Drop-off and Pick-up zone.
- Ensure children use the Safety Door (the rear footpath side door) to get in and out of the car.
- Ensure the handbrake is applied when the vehicle is stationary.
- Always park legally.
- Avoid dangerous manoeuvres such as U-turns and three-point turns.



For more information: Visit: [NSW Department of Education - Safe Travel](#) and [Safety Town](#)

TOP TIPS - from a School Crossing Supervisor

A few school crossing tips from Stephen Miller the School Crossing Supervisor at Lane Cove Public.

Always... approach the pedestrian crossing slowly.

Never... run onto, or across the crossing, even if the school crossing supervisor is in the middle of the road.

Always... watch for the School Crossing Supervisor's signal.

Never... cross unless the supervisor has indicated to you that it's safe to do so.

Always... pay attention to the traffic as you cross. Sometimes vehicles may not stop or even suddenly begin to move again.

Never... look down at your phone as you cross.

Always... get off your bike or scooter and push these across the crossing.

Never... bounce balls or play with anything else you could drop.

Always... wait for your parents to arrive at the crossing if you've run on ahead, and then cross altogether.

Never... assume traffic will stop for you, just because you are standing at a pedestrian crossing. Sometimes they just don't.

Always... thank your School Crossing Supervisor – it is a very demanding job keeping everybody safe while also managing busy traffic flow.

Stephen cares very much about all the children he helps to keep safe. You can really help him by remembering all these simple do's and don'ts.

